
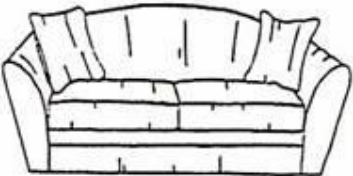


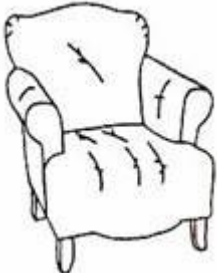
elements custom upholstery


Tivoli furniture is made by Carlton Manufacturing Co. in Elkhart, Indiana. Construction on all pieces is similar, in that they all use sinuous springs, with hardwood frames. Reflex foam is used on most seating surfaces, to give an upper layer of very resilient, memory foam. All sleeper sofas feature innerspring mattresses with a 299-coil count. The fabric range available is extensive, ranging from basic nylons to trendy cotton/linen washed looks to velvet. Tivoli will not upholster sofas, chairs, etc. with your own fabric.

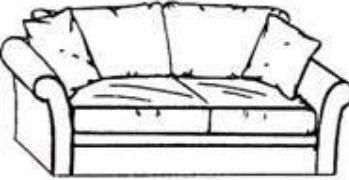
Please allow 6-12 weeks for all special orders.

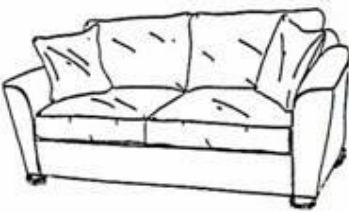
COZY SERIES 	FRAME	DIMENSIONS	A	B	C	D	E	F	G	H	I	J
	Chair	34w x 31h x 32"d	359	339	359	379	399	419	439	459	479	499
	Ottoman	24w x 16h x 18"d	179	189	199	209	219	229	239	249	259	269
Swivel base for chair ADD \$45.												



DELL SERIES 	FRAME	DIMENSIONS	A	B	C	D	E	F	G	H	I	J
	Sofa	91wx 36h x 36"d	699	749	799	849	899	949	999	1049	1099	1149
	Loveseat	73w x 36h x 36"d	649	699	749	799	849	899	959	999	1049	1099
	Chair	48w x 36h x 36"d	449	479	489.	519	539	559	579	599	619	639
	Queen Sofa Bed	91w x 36h x 36"d	959	999	1049	1099	1149	1199	1249	1299	1349	1399
	Ottoman	31w x 17h x 25"d	269	279	289	299	309	319	329	339	349	359
Features Biedermeier taper wedge wood legs. Choose from: <i>walnut stain, natural birch, wenge, or black</i>												

HELEN SERIES 	FRAME	DIMENSIONS	A	B	C	D	E	F	G	H	I	J
	Chair	36w x 33h x 39"d	419.	439.	459.	479.	499.	519.	539.	559.	579.	599.
	Ottoman	23w x 17h x 19"d	219.	239.	259.	279.	299.	319.	339.	359.	379.	399.
Features 6" wooden tapered legs. Choose from: <i>walnut stain, espresso, black or natural birch.</i>												

JONI SERIES		FRAME	DIMENSIONS	A	B	C	D	E	F	G	H	I	J
	Chair		31w x 35h x 29"d	419.	439.	459.	479.	499.	519.	539.	559.	579.	599.
	Ottoman		23w x 17h x 19"d	219.	239.	259.	279.	299.	319.	339.	359.	379.	399.
	Features 6" wooden tapered legs. Choose from: <i>walnut stain, espresso, black or natural birch.</i>												

SALLY SERIES		FRAME	DIMENSIONS	A	B	C	D	E	F	G	H	I	J
	Sofa		84w x 34h x 36"d	699	749	799	849	899	949	999	1049	1099	1149
	Loveseat		69w x 34H x 36"d	649	699	749	799	849	899	949	999	1049	1099
	Chair		43w x 34H x 36"d	449	469	489	509	529	549	569	589	609	629
	Oversized Chair		50w x 34h x 36d	499	529	559	589	619	649	679	709	739	769
	Queen Sofa Bed		84w x 34H x 36"d	949	999	1049	1099	1149	1199	1249	1299	1349	1399
	Ottoman		31w x 17H x 25"d	229	239	249	259	269	279	289	299	309	319
	Optional Biedermeier taper wedge wood legs. Choose from: <i>walnut stain, natural birch, wenge, or black.</i> ADD \$10.00 per leg.												

TAYLOR SERIES		FRAME	DIMENSIONS	A	B	C	D	E	F	G	H	I	J
	Sofa		89w x 36h x 38"d	699.	749.	799.	849.	899.	949.	999.	1049.	1099.	1149.
	Loveseat		65w x 36h x 38"d	649.	699.	749.	799.	849.	899.	949.	999.	1049.	1099.
	Chair		41w x 36h x 38"d	449.	469.	489.	509.	529.	549.	569.	589.	609.	629.
	Ottoman		31w x 16h x 25"d	259.	279.	299.	319.	339.	359.	379.	399.	419.	439.
	Queen Sofa Bed		84w x 36h x 38"d	949.	999.	1049.	1099.	1149.	1199.	1249.	1299.	1349.	1399.
Features Biedermeier taper wedge wood legs. Choose from <i>walnut stain, natural birch, wenge, or black.</i>													

TOMI SERIES	FRAME	DIMENSIONS	A	B	C	D	E	F	G	H	I	J	
		Sofa	87w x 36h x 37"d	649.	699.	749.	799.	849.	899.	949.	999.	1049.	1099.
Loveseat		63w x 36h x 37"d	599.	649.	699.	749.	799.	849.	899.	949.	999.	1049.	
Chair		40w x 36h x 37"d	399	419	439	459	479	499	519	539	559	579	
Ottoman		31w x 16h x 25"d	229	239	249	259	269	279	289	299	309	319	
Oversized Chair		47w x 36h x 37d	499	529	559	589	619	649	679	709	739	769	
Queen Sofa Bed		87w x 36h x 37"d	899.	949.	999.	1049.	1099.	1149.	1199.	1249.	1299.	1349.	
Full Sofa Bed		78w x 36h x 37"d	879.	929.	979.	1029.	1079.	1129.	1179.	1229.	1279.	1329.	
Full Sofa		78w x 36h x 37"d	629.	679.	729.	779.	829.	879.	929.	979.	1029.	1079.	
Armless Chair		25w x 36h x 37"d	329.	349.	369.	389.	409.	429.	449.	469.	489.	509.	
Armless Loveseat		48w x 36h x 37"d	449	489	529	569	609	649	689	729	769	809.	
Armless Sofa		72w x 36h x 37"d	499.	539.	579.	619.	659.	699.	739.	779.	819.	859.	
		1 Arm Chaise	38w x 36h x 60"d	529	569	609	649	689	729	769	809	849	889
		1 Arm Chair	34w x 36h x 37"d	399	419	439	459	479	499	519	539	559	579
	1 Arm Loveseat	55w x 36h x 37"d	549.	599.	649.	699.	749.	799.	849.	899.	949.	999.	
	1 Arm Sofa	81w x 36h x 37"d	629	679	729	779	829	879	929	979	1029	1079	
	1 Arm Qn Sofa Bed	81w x 36h x 37"d	879	929	979	1029	1079	1129	1179	1229	1279	1329	
	1 Arm Loveseat w/Corner	69w x 37d x 36h	649.	699.	749.	799.	849.	899.	949.	999.	1049.	1099.	
	1 Arm Sofa w/Corner	91w x 36h x 37"d	669	719	769	819	879	919	979	1019	1079	1119	
Optional Biedermeier taper wedge wood legs <i>walnut stain natural birch, wenge, or black.</i> ADD \$10. PER LEG.													

Southdale Square 2940 West 66th Street Richfield, MN 55423 **612/866-0631**
Rosedale Commons 2480 Fairview Avenue Roseville, MN 55113 **651/633-3515**

www.elementsmn.com

08/05 Prices & Availability Subject to Change

UPHOLSTERY CARE

Upholstered furniture can look its best when properly cared for on a regular basis. To obtain longer wear and comfort of your upholstery, vacuum and hand fluff the cushions. If they are reversible, turn them over and rotate the positions of each cushion once a week. Also, avoid placing the piece in direct sunlight, since this will cause any fabric to fade.

General Precautions

- Do not allow stains to set.
- Pre-test the fabric for fading and shrinkage.
- Do not soak a fabric when cleaning it.
- Use clean, absorbent soft cloths when removing a stain.
- Work from the edge of the stain towards the center to keep from spreading the stain.
- Blot the stain and avoid harsh rubbing.
- Dust the wet area with pure talcum powder to absorb moisture, then use a fan or hair dryer set at cool to speed up the drying process.

Cleaning Codes

All fabrics have a cleaning code listed on the individual swatch. Use codes as a guideline when considering a spot removal technique.

UPHOLSTERY FABRIC SELECTION

So Many Fibers – So Little Time

With many of the possible combinations of fibers in a given piece of fabric, it can be very confusing to consumers trying to select a blend, which best suits, their needs. There are two groups of fibers; natural & man-made. Man-made fibers are produced either from cellulose or various combinations of carbon, hydrogen, nitrogen, and oxygen. Here are the basic characteristics of the fibers you are likely to run into during your search for the ideal fabric.

Natural Fibers

SILK

- Strongest natural fiber
- Beautiful with good drape ability
- Spots easily
- Costly

COTTON

- Easy to clean, but easy to soil.
- Wrinkles easily.
- Fairly wear resistant
- Highly affected by sunlight (Can fade, yellow & lose strength)

WOOL

- Durable and resilient
- Tends to attract dust & dirt

Man-Made Fibers

(Below is a list of the more common man-made fibers. Many others exist.)

RAYON

- Can resemble many different fabrics
- Durable, resists sunlight & wear
- Less resistant to oil, grease & mildew

ACRYLIC

- Soft
- Resists fading from sunlight
- Resists stretching
- Soil & oil resistant
- Not as strong as nylon

OLEFIN

- Softer than nylon
- Repels liquid
- Strong
- Limited color choices due to lack of dye acceptance.

NYLON

- Very strong
- Soil resistant
- Not very soft

POLYESTER

- Easy to clean
- Resists sunlight & wear
- Not as soil resistant as most man-made material
- Tends to pill

*Cleaning and repair techniques are performed at the customer's own risk.

W	Water based cleaning agents or foam may be used for cleaning. Cleaning by a professional furniture service is recommended.
S	Only mild, pure, water free dry cleaning solvents may be used for cleaning this fabric. Cleaning by a professional furniture services is recommended.
W-S	Water based cleaning agents and foam may be used for cleaning. Mild, water free solvents may also clean this fabric. Cleaning by a professional furniture services is recommended
X	This fabric should be vacuumed or brushed lightly to remove soil. WARNING: Do not use foam, or liquid cleaning agents of any type.

The tighter the weave, the longer the wear. Hold it up to the light. Can you see through it? Generally, people pick a blended fabric with some natural and some man-made fibers to benefit from qualities of each group. Patterns hide spots better than solid colors. Generally big bold patterns look best on large pieces, small patterns on small pieces. You can mix patterns providing you use common colors and mix small patterns with large. For example: a side chair in a small blue & cream floral mixes well with a sofa in a large blue & cream check (of course-this is subjective-go with your own tastes and preferences.)

elements

innovative furniture & lighting

Southdale Square
Rosedale Commons

2940 West 66th Street
2480 Fairview Avenue

Richfield, MN 55423
Roseville, MN 55113

612/866-0631
651/633-3515

www.elementsmn.com